



International Journal of Homoeopathic Sciences

E-ISSN: 2616-4493
P-ISSN: 2616-4485
IJHS 2019; 3(2): 93-96
Received: 28-02-2019
Accepted: 30-03-2019

Dr. Skandhan S Kumar
MD (Hom-Organon of
Medicine and Philosophy),
Assistant Professor,
Department of Organon of
Medicine, Father Muller
Homoeopathic Medical College
and Hospital, Deralakatte,
Mangaluru, Karnataka, India

Role of silicea on canine feline acne-the Labrador retriever a case study

Dr. Skandhan S Kumar

Abstract

Background: This article tells us about role of Silicea an Homoeopathic drug on canine Feline acne, explains what actually is Feline acne and further tells us about the efficacy of Homoeopathic drug Silicea on Feline Acne. This article is an evidence-based study as here a case of a canine The Labrador Retriever is explained which was treated with Silicea for Feline Acne.

Methods: Various old literatures, previous journals and Homoeopathic Materia Medica text books about Silicea was referred then based on the symptom similarity and available literature Silicea had a totality matching to Feline acne thus was prescribed on a canine to know its role in Veterinary Homoeopathy.

Conclusion: This article gives a light towards Veterinary Homoeopathy helping us to serve the Animals with least side effects and improving their quality of life and reduce their pain it's all about giving Hope to the hopeless canines.

Helps the Homoeopathic physician to know the importance of Silicea in his daily practice and thus helps to provide the canines a holistic care which helps the dynamic spiritual Vital Force to be in equilibrium even in the canines as they also possess the dynamic most adorable Vital force in them.

Keywords: Veterinary homeopathy, canine, silicea, feline acne

Introduction

First let's know about the importance of Veterinary Homoeopathy. One of the interesting things about Homeopathy is that it can have great results in animals. Sceptics often use the argument that homeopathic treatment works because it is all in the mind of the patient. It would be hard to apply this argument to your pet cat or dog but if the dog owners understand their dogs with their true care and love it is not a difficult task to deal with animals and erect the totality ^[1]. No single symptom no matter how strange, peculiar and rare can strong without the support of well taken case and the likeness of the whole patient of the remedy a very good quote given by H.A. Roberts holds good in this case also ^[2].

Now in this case study I all about the Labrador retriever lets know a few facts about them. The warm and very intelligent Labrador and even non-dog people can recognize a Lab, and artists and photographers have captured his image countless times of them and usually as the loyal companion, waiting patiently by his owner's side. Built for sport, the Lab is muscular and athletic. He has a short, easy-care coat, friendly demeanor, keen intelligence, and plenty of energy. Devotion to this breed runs deep; Labs are loving, people-oriented dogs who live to serve their families, and owners and fans sometimes liken their Labs to angels ^[3].

Lets now talk about Silicea, it's a polycrest remedy which has its most action is as follows it has great weariness and debility; wants to lie down. Nervous debility; exhaustion with erythrim; from hard work and close confinement; may be overcome by force of will. Restless, fidgety, starts at least noise. Anxious, yielding, fainthearted ^[4].

Skin of Silicea has Felons, abscesses, boils, old fistulous ulcers. Painless swelling of glands. Rose-colored blotches. Scars suddenly become painful. Pus offensive. Promotes expulsion of foreign bodies from tissues. Every little injury suppurates. Long lasting suppuration and fistulous tracts. Dry finger tips. Eruptions itch only in daytime and evening. Crippled nails. Indurated tumors. Abscesses of joints. After impure vaccination. Bursa. Lepra, nodes, and coppery spots. Keloid growths ^[5]. As per Boger's view skin is Painful sensitiveness of. Suppurating ulcers of all kinds with laudable as well as unhealthy pus especially in membranous parts. Ulcers, with proud flesh, sticking, spongy swelling and painfulness around, gangrenous. Ganglion. Unhealthy, easily ulcerates from slight bruises ^[6].

Kent says that Silica, actually, hastens the formation of abscesses and boils. It suppurates out old wens and indurated tumors. It has cured recurrent fibroids and old indurated tumors ^[7].

Correspondence

Dr. Skandhan S Kumar
MD (Hom-Organon of
Medicine and Philosophy),
Assistant Professor,
Department of Organon of
Medicine, Father Muller
Homoeopathic Medical College
and Hospital, Deralakatte,
Mangaluru, Karnataka, India

As per John Henry Clarke, the skin of Silicea can be described as Painful sensibility of skin & itching over whole body, which is of a crawling or shooting kind (< at night). Eruption like varicella over whole body. Tuberculous spots on skin, of a light red colour it also has Lymphatic swellings and abscesses, even with fistulous ulcers there is also Engorgement, induration, and suppuration of the glands. Painless swelling of the glands; they only cause very unpleasant itching^[8].

Case presentation

Silicea 200 proved to be a first-choice remedy for a young Labrador Retriever canine presenting with symptoms of pain and Feline Acne in her Mandible is explained here in this case study.

I saw Mia, who was 1 year 2months old, the owner of the canine told me like she was feeding her and she notice a small swelling on her Mandible and it was not much tender on touch but there was slight rise in the temperature around that area of the swelling was also complaining of stubborn behavior of Mia such as she becomes cranky if her desired things are not given to her as well as obstinacy she would even fast for days together if her desired food is not given to her and also her obstinacy towards the toys as no one should play with it except her further also her complaints of excess ticks on her body which made her more irritable was mentioned.

Mia attended with her owner who was a warm, a slim dog; the canine was fond in shade, with lean masculine features, was at first not much mingling was being rather timid but attentive. Owner told me that she was tired all the time, felt withdrawn as Mia had to be alone in home but once the owner was back, she would be happy again, had no difficulty with the swelling on the mandible but there was rise in the temperature around her swelling. Her appetite was reduced and she had lost some weight. At night she would wake with sweats and complained of making sudden weird sound may be because of vivid dreams as she would do some strange movements of her limbs while on deep sleep with flickering of eyelids. She agreed that any stress such as lack of proper love or if her toys were missing worsened her symptoms. She also suffered from indigestion with occasional constipation and burping.

History as per the owner of the canine:

Mia had a certain ambivalence to friends and company as she was highly comfortable only with her own family. She enjoyed playing with her toys and playing with the owner as well as traveling via car. She is sociable but never makes the first move to the strangers and if found any cat nearby will

be very much attracted towards it. She enjoys her owner and her family and is better when she is in their company.

However, at home Mia is serious and sensitive. She feels insecure when alone and needs to feel in control. She hates when it's her feeding time but loves to eat junk food items. Although she is sensitive and very adorable to only her family members.

Mia had two specific fears; firstly, of being trapped or sudden sounds or drowned and secondly of needles, not many canines claim to like needles and injections but her fear seemed to be extreme.

She was a chilly canine with very cold feet. Recently she had started needing for fresh air, which is a change for her. She has a variable appetite with changing fads and fancies especially loves carrots, recently loving junk food items especially bread and bun. She dislikes onions and garlic and is quite thirsty, drinking almost 1 liter daily.

Treatment







I wondered about a number of medicines including Tuberculinum because of her changeability nature and irritability with decreased appetite and tick infections and also because of her recurring infections, desire for fresh air and night sweats.

However, I chose Silicea 200 based on her lean masculine figure, shiny skin, recurring infections, acne, sweatiness as well as her temperament; lack of confidence to face crowd a kind of cowardness, walks with head and tail down, conscientiousness in nature, anxiety before travelling, and fear of needles as well as loneliness. A funny selection of features, you might think, but I thought she matches the drug picture well. I prescribed Silicea 200c one dose daily for four days every night since 01-05-2019.

I next saw her a week later. In most respects she made improvement over the first 2days. Sadly, her sweats, indigestion, sleep and tiredness had all got worse again. Her owner attended again with her and agreed that she had been significantly better. I was encouraged that Mia had responded to the Silicea so repeated exactly the same prescription. I asked her to repeat this as and when she felt it was needed.

I did not see her a week, but Mia had continued to make good progress. Her acne was completely better there was no swelling no pain and it did not recur till date. Owner of the canine had declared that her energy was back, her sleep was now refreshing. She had no digestive problems; she looked well and very adorable. I suggested that she continue the same plan.

Follow-Up

Date	Follow Up	Prescription	Image
03-05-2019 O/E Tenderness++ Redness	Pain near the acne There is rise in temperature around the acne Weakness and drowsy Appetite and sleep disturbed Increased perspiration	SILICEA 200 1 PACKET H. S	
04-05-2019 O/E Tenderness++ Redness	Pain near the acne There is rise in temperature around the acne Appetite and sleep disturbed No increased perspiration	SILICEA 200 1 PACKET H. S	
05-052019 O/E Tenderness+ Redness	Pain near the acne There is rise in temperature around the acne Appetite and sleep disturbed	SILICEA 200 1 PACKET H. S	
06-05-2019 O/E Tenderness Redness	Pain near the acne There is rise in temperature around the acne Appetite and sleep disturbed	SILICEA 200 1 PACKET H. S	
07-05-2019 O/E No Tenderness No Redness	No Pain near the acne There is rise in temperature around the acne Appetite and sleep is good	SILICEA 0 1 PACKET H. S	
12-05-2019 O/E No Tenderness No Redness	No Pain near the acne area No acne it's all clear There is no rise in temperature around the acne Appetite good and sleep well All generals are good	SILICEA 0 1 PACKET H. S	

In summary, this adorable Labrador Mia who has always been irritable and conscientious, particularly with her decreased appetite and stubborn nature following a significant acute feline acne, probably occasional fever also made her weak. It seems that her inner vitality was reduced so much that she could not get properly better even over about few weeks. In this case a mixture of her local pathological symptoms and her emotional features lead me to her constitutional medicine. As we all know that the lovable Lab needs to be around his family, and is definitely not a backyard dog. If she's left alone for too long, she'll

probably tarnish his saintly reputation and also a lonely, bored Lab is apt to dig, chew, or find other destructive outlets for his energy. Labs show some variation in their activity levels, but all of them need activity, both physical and mental [9] Thus, the results here is the proof that Dogs have vital force and when treated Homeopathically with the constitutional approach we can make wonders as it happened in Mia's case. At the end to conclude I would like to say that great power comes great adorability and it's our duty to protect these adorable Vital forces dynamically.



Before Treatment

After Treatment

Before and after treatment result on canine feline acne

Conclusion

This time my first choice did well. This good result from a first choice is not always the case and sometimes the main features of the illness change as time proceeds leading me ultimately to a more successful prescription. But here in Veterinary Homoeopathy the major role is always played by the owners of the canine, in this case the credits goes to the dog owners Dr. Meghana S Kumar & Dr. Shreya N Padiyar who had so much of love towards their Canine thus made the case taking more logical and thus was able to trace the true unmodified picture of the disease in turn was able to build the true totality which lead the way towards actual totality of the canine and thus was able to get the disturbed adorable vital force back to its true form.

References

1. Journal referred vethomopath.com/hpathyimportance, 2019.htm cited on 9-05-19
2. Roberts HA. The Principles and Art of Cure by Homoeopathy. New Delhi, India: Indian Books & Periodicals Publishers; India, 2010; 169-173.
3. Journal referred dogtime.com/dog-breeds/Labrador,2019.retriever#pRkbh9vqRVCesl20.9 9 assessed on 9-5-19
4. Allen H. Keynotes and characteristics with comparisons of some of the leading remedies of the materia medica. Welling borough, 1978.
5. Boericke W. Boericke's new manual of homoeopathic materia medica with repertory. New Delhi: B. Jain Publishers, 2007.
6. Boger C. A synoptic key to the materia medica. New Delhi: B. Jain Publishers, 2002.
7. Kent J. Lectures on homeopathic materia medica. New Delhi: Jain Pub, 1985.
8. Clarke J. A Dictionary of Practical Materia Medica in Three Volumes. Delhi, India: B. Jain Publishers, 1996; 3:
9. dogtime.com/dog-breeds/Labrador, 2019. retriever-cited on 10-05-19